


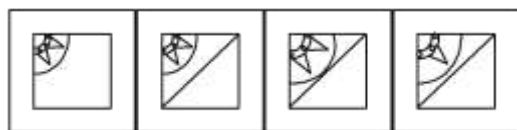
Completion of Figure

1. Which answer figure will complete the pattern in the question figure?

Question Figure :




Answer Figures :



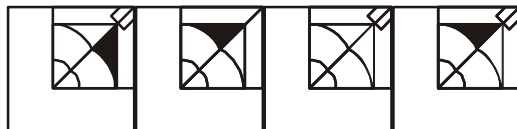
(1) (2) (3) (4)

Directions (2-3): In each of the following questions, which answer figure will complete the pattern in the question figure?

2. **Question Figure :**




Answer Figures :

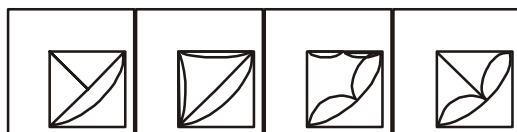


(1) (2) (3) (4)

3. **Question Figure :**



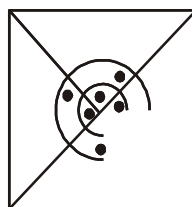
Answer Figures :



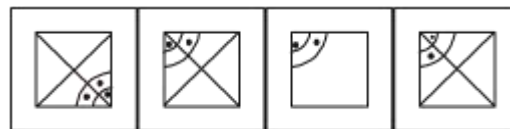
(1) (2) (3) (4)

4. Which answer figure will complete the pattern in the question figure?

Question Figure :



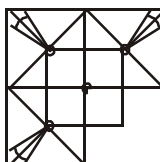
Answer Figures :



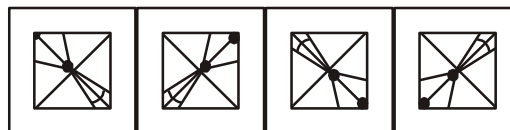
(1) (2) (3) (4)

Directions (5-6) : In each of the following questions, which answer figure will complete the pattern in the question figure?

5. **Question Figure :**

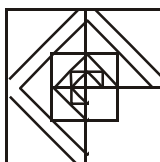


Answer Figures :

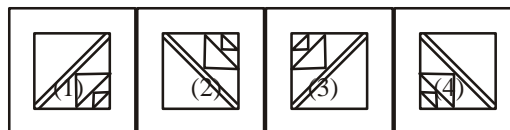


(1) (2) (3) (4)

6. **Question Figure :**

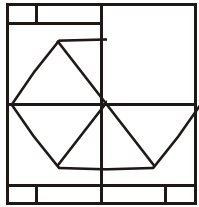


Answer Figure :

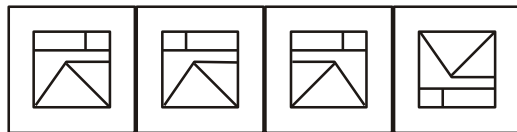


7. Which answer figure will complete the pattern in the question figure?

Question Figure :



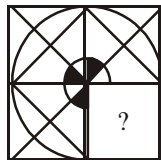
Answer Figures :



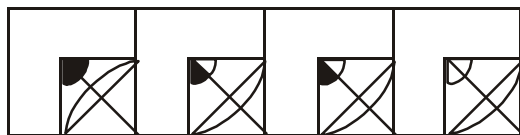
(1) (2) (3) (4)

- Directions (8-9) :** In each of the following questions, which answer figure will complete the pattern in the question figure?

8. **Question Figure :**

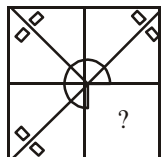


Answer Figures :

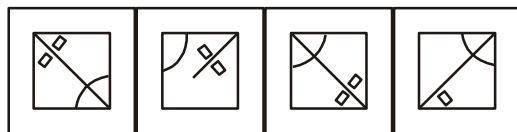


(1) (2) (3) (4)

9. **Question Figure :**



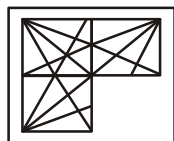
Answer Figures :



(1) (2) (3) (4)

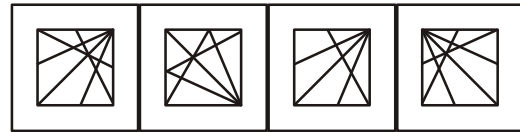
10. Which answer figure will complete the pattern in the question figure ?

Question Figure :



:

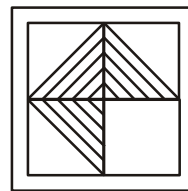
Answer Figures :



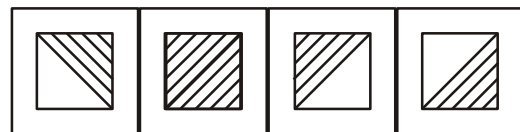
(1) (2) (3) (4)

11. Which answer figure will complete the pattern in the question figure?

Question Figure :



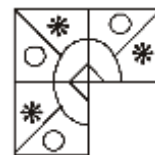
Answer Figures :



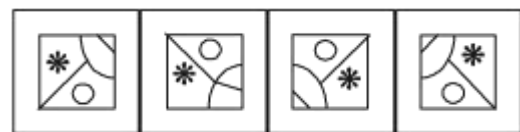
(1) (2) (3) (4)

12. Which answer figure will complete the pattern in the question figure?

Question Figure :



Answer Figures :

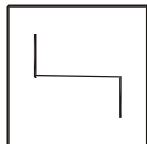


(1) (2) (3) (4)

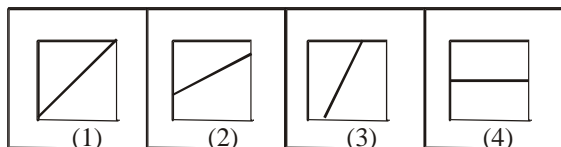
Embedded Figure

Directions (1-2) : In each of the following questions, from the given answer figures, select the one in which the question figure is hidden/embedded.

1. **Question Figure :**



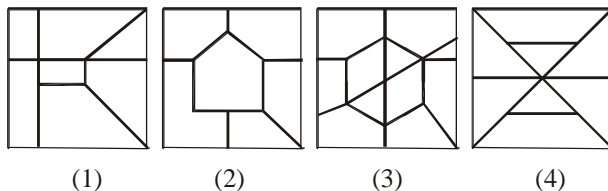
Answer Figure :



2. **Question Figure :**

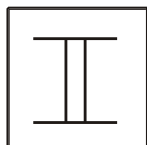


Answer Figure :

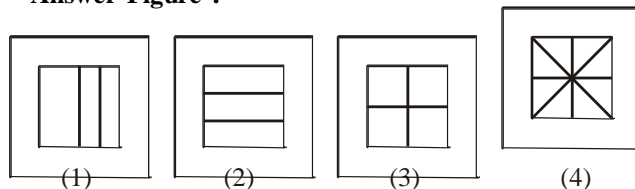


Directions (3-5) : In each of the following questions, from the given answer figures, select the one in which the question figure is hidden/embedded.

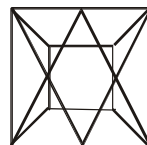
3. **Question Figure :**



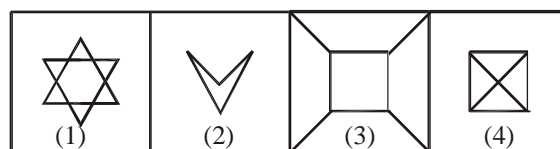
Answer Figure :



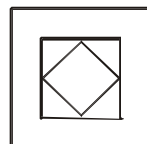
4. **Question Figure :**



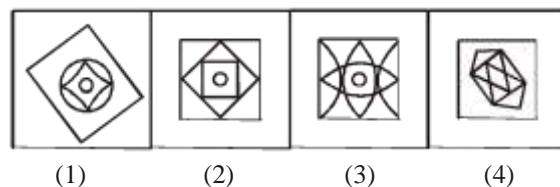
Answer Figure :



5. **Question Figure :**

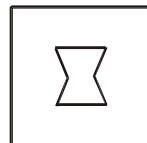


Answer Figure :

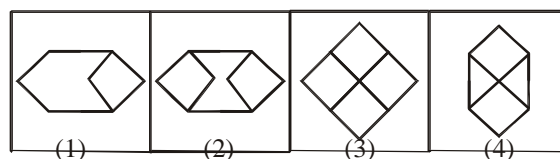


6. From the given answer figures, select the one in which the question figure is hidden/embedded.

Question Figure :

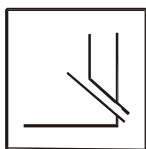


Answer Figure :

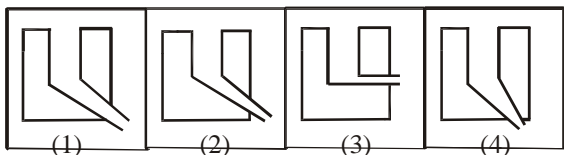


7. Select the answer figure in which the question figure is hidden.

Question Figure :

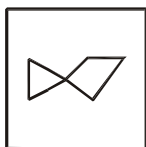


Answer Figure :

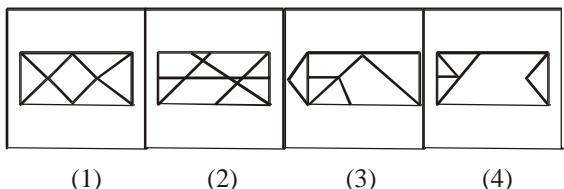


8. Select the answer figure in which the question figure is hidden/embedded.

Question Figure :




Answer Figure :

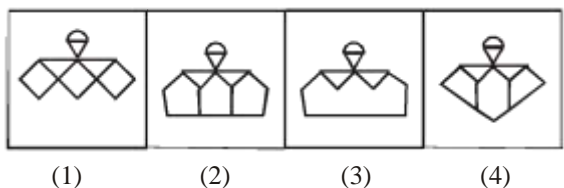


9. Select the answer figure in which the question figure is hidden/embedded

Question Figure :

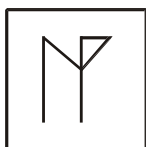


Answer Figure :

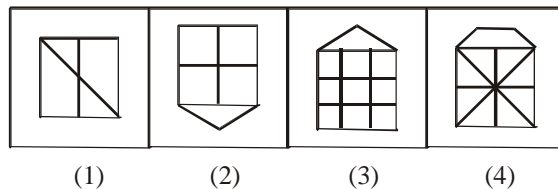


10. Select the answer figure in which the question figure is hidden/embedded.

Question Figure :



Answer Figure :

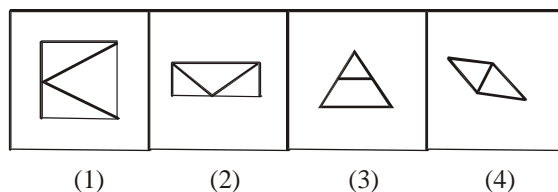


11. Select the answer figure in which the question figure is hidden/embedded.

Question Figure :



Answer Figure :

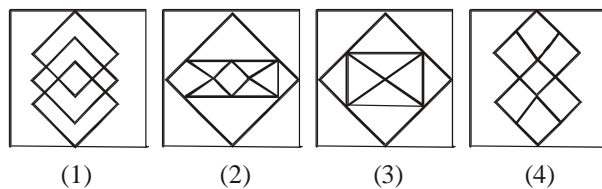


12. Select the answer figure in which the question figure is hidden/embedded.

Question Figure :

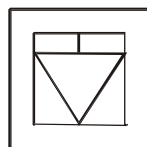


Answer Figure :

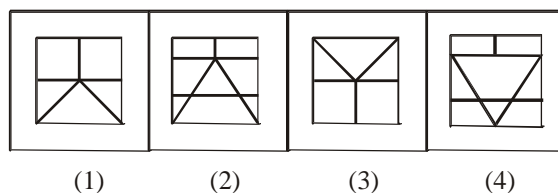


13. Select the answer figure in which the question figure is hidden/embedded.

Question Figure :




Answer Figure :

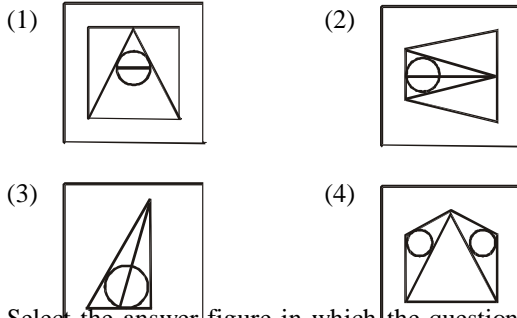


14. Select the answer figure in which the question figure is hidden/embedded.

Question Figure :



Answer Figure :

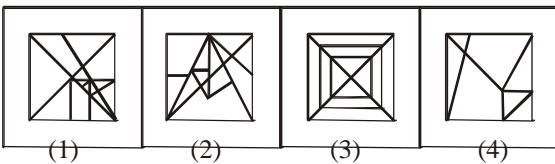


15. Select the answer figure in which the question figure is hidden/embedded.

Question Figure :

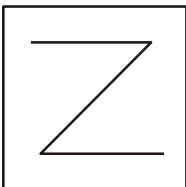


Answer Figure :

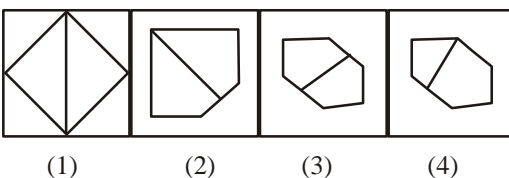


16. From the following answer figures, select the one in which the given question figure is hidden/embedded.

Question Figure :



Answer Figure :

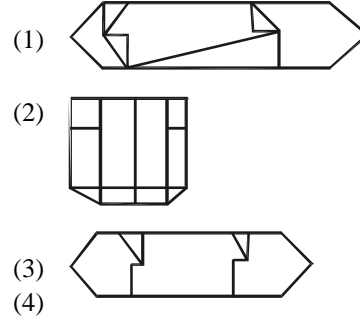


17. From the given answer figures, select the one in which the question figure is hidden/embedded.

Question Figure :



Answer Figure :

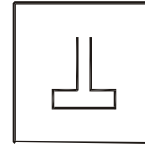


18. From the given answer figures, select the one in which the question figure is hidden/embedded in the same direction.

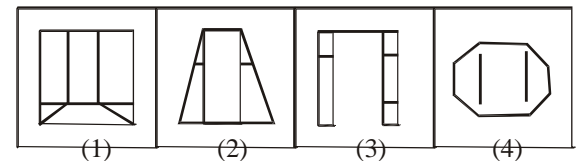
Question

Figure

:



Answer Figure :

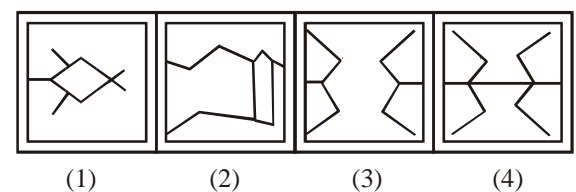


19. From the given answer figures, select the one in which the question figure is hidden/embedded.

Question Figure :



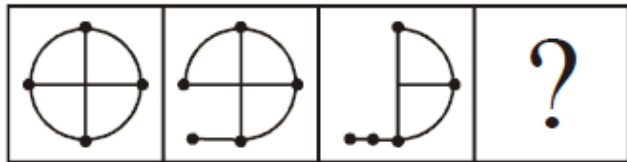
Answer Figure :



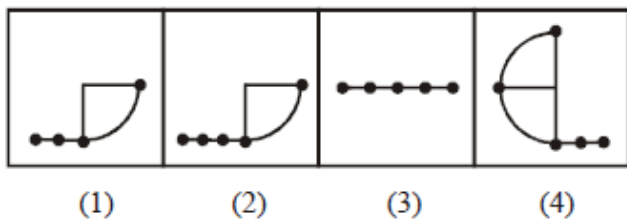
Series

Directions(1-2):A series is given with one term missing. Choose the correct alternative from the given ones that will complete the series.

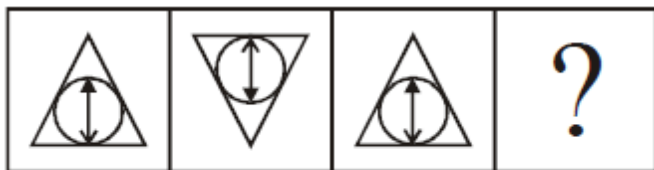
1. Question Figure:



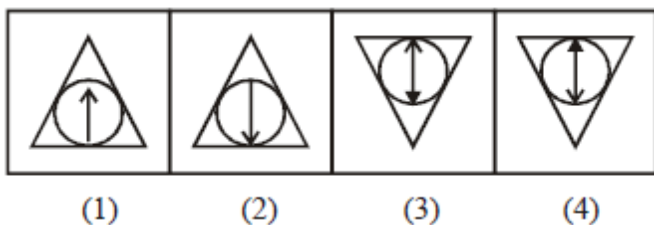
Answer Figures :



2. Question Figure:



Answer Figures :

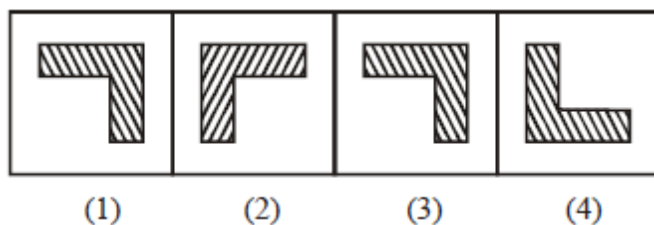


Directions(3 - 6):In each of the following questions, find the missing figure from the given responses.

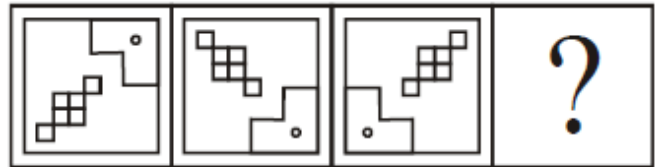
3. Question Figure:



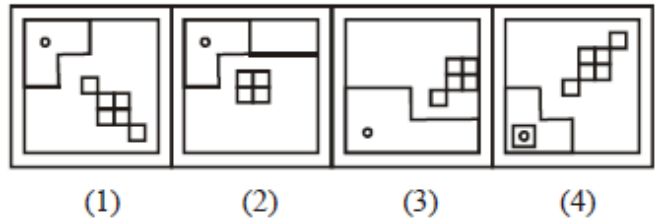
Answer Figures :



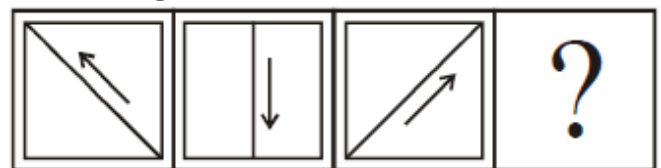
4. Question Figure:



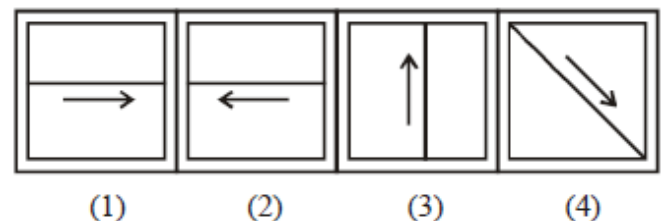
Answer Figures :



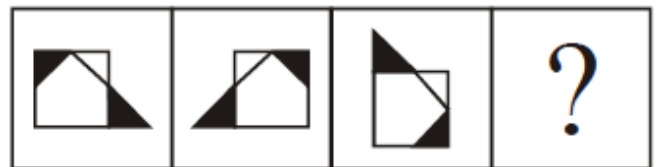
5. Question Figure:



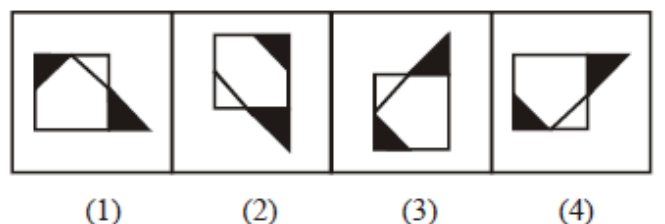
Answer Figures :



6. Question Figure:




Answer Figures :

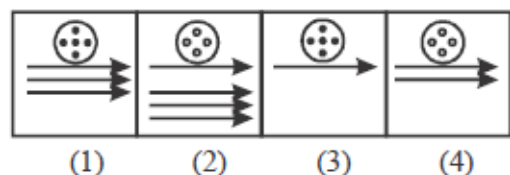


Directions (7 - 9) : Find the missing figure from the given responses.

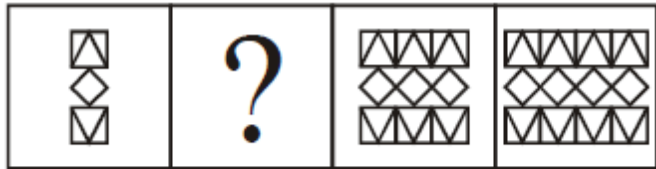
7. Question Figure:



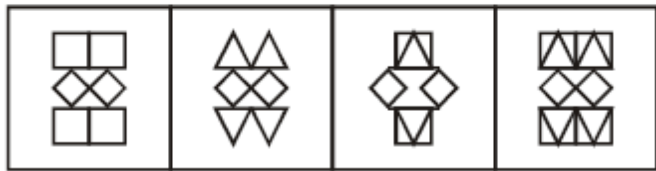
Answer Figures :



8. Question Figure:

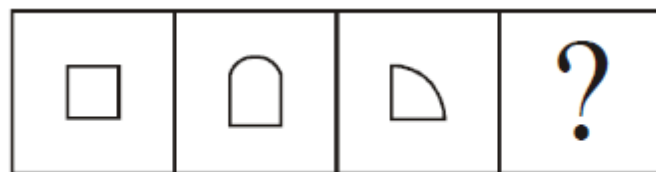


Answer Figures :



(1) (2) (3) (4)

9. Question Figure:

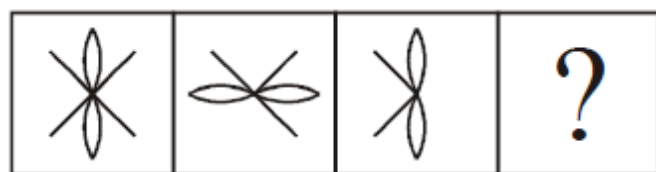


Answer Figures :

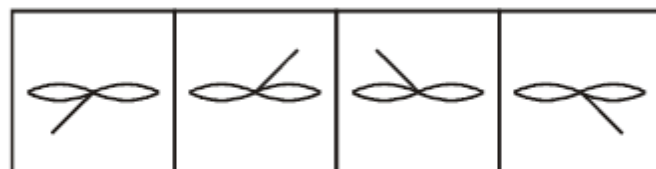


(1) (2) (3) (4)

10. Question Figure:

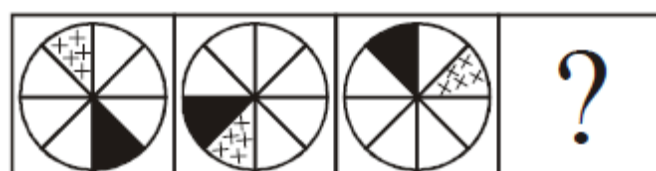


Answer Figures :



(1) (2) (3) (4)

11. Question Figure:

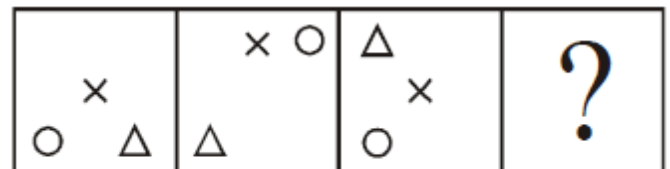


Answer Figures :

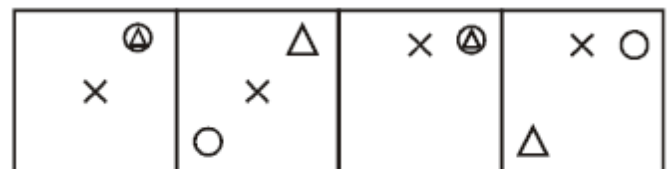


(1) (2) (3) (4)

12. Question Figure:

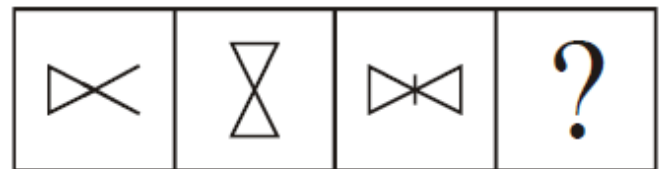


Answer Figures :

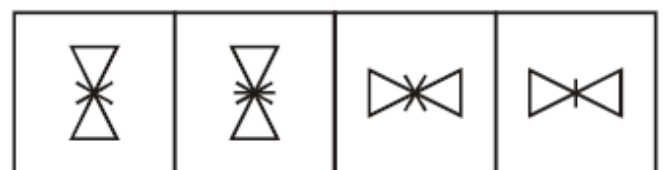


(1) (2) (3) (4)

13. Question Figure:

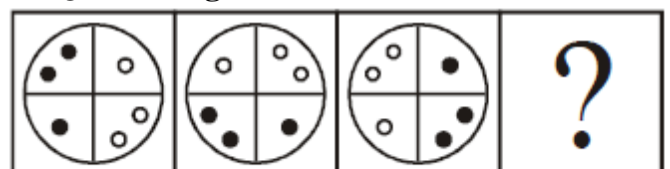


Answer Figures :

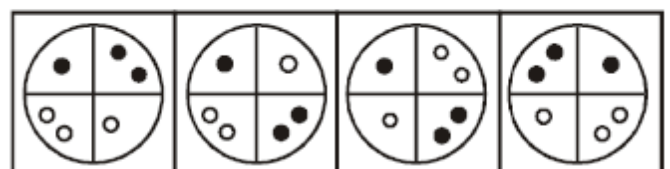


(1) (2) (3) (4)

14. Question Figure:

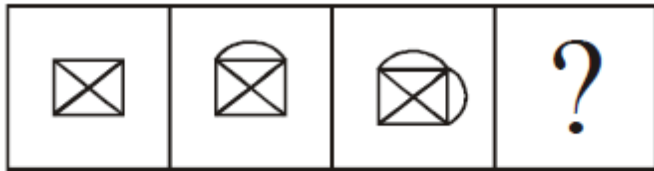


Answer Figures :

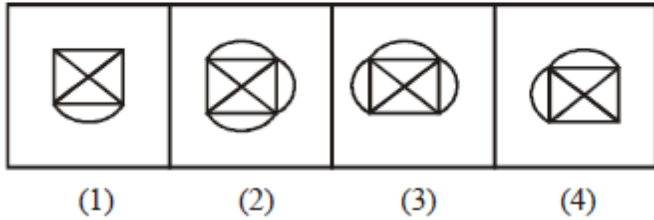


(1) (2) (3) (4)

15. Question Figure:



Answer Figures :



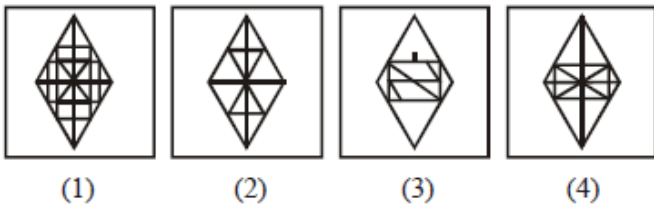
Embedded Figure

Direction for Question (16 to 20): In which answer figure is the question figure hidden/embedded?

16. Problem Figure:



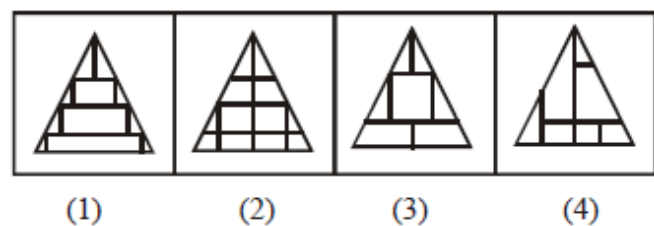
Answer Figure :



17. Problem Figure :



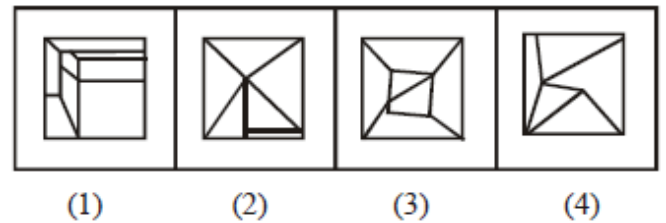
Answer Figure :



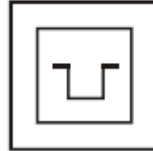
18. Problem Figure :



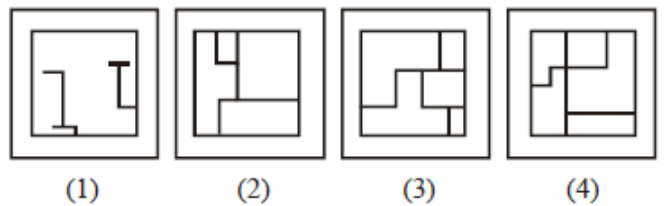
Answer Figure :



19. Problem Figure:



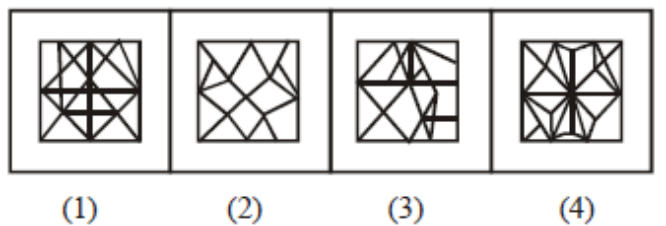
Answer Figure :



20. Problem Figure:



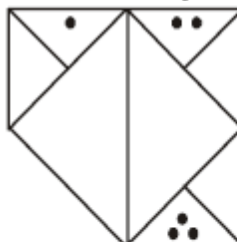
Answer Figure :



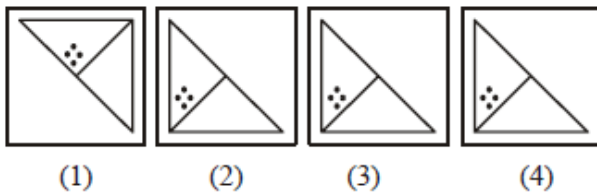
Completion of Figure

Directions (21 – 25) : In question which answer figure will complete the question figure?

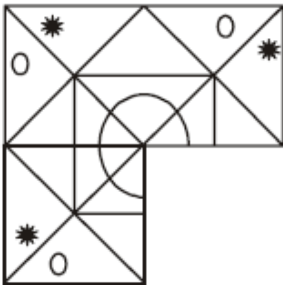
21. Question Figure:



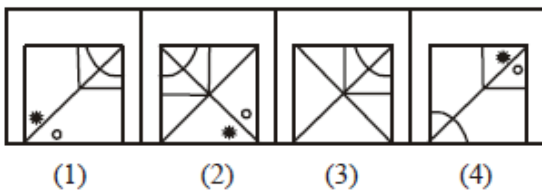
Answer Figures :



22. Question Figure:



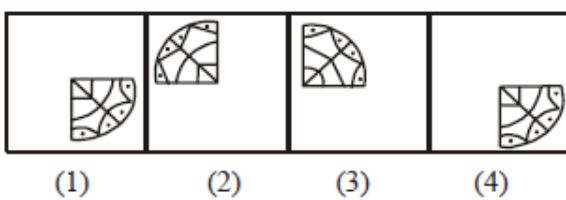
Answer Figures :



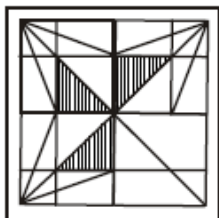
23. Question Figure:



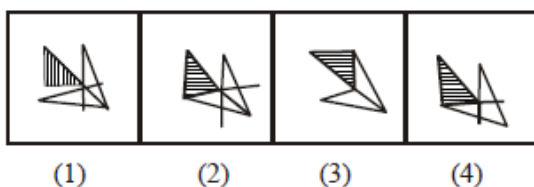
Answer Figures :



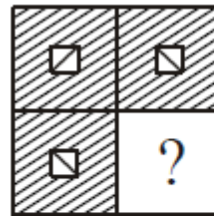
24. Question Figure:



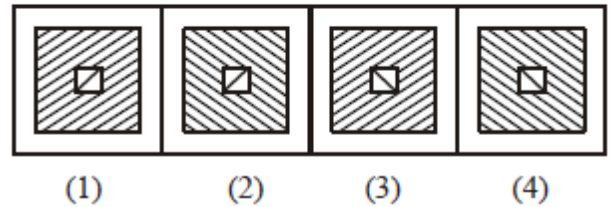
Answer Figures :



25. Question Figure:



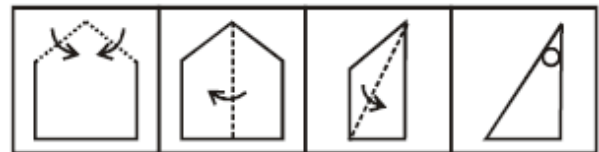
Answer Figures :



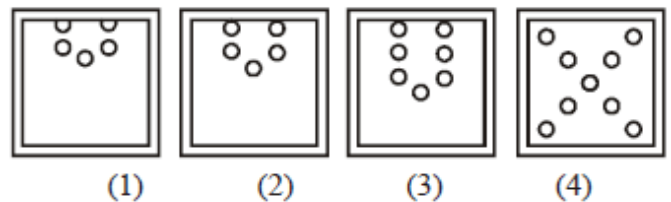
Paper Cutting & Folding

Directions (26) : In the following questions, a piece of paper is folded and punched as shown below. How will it appear when unfolded?

26. Question Figure:

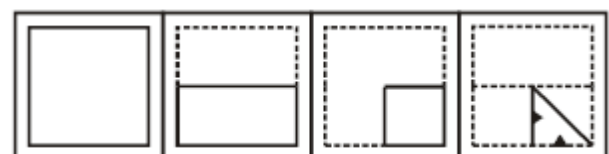


Answer Figures :

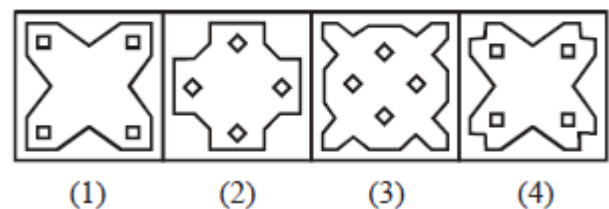


Directions (27 – 28): In the following questions, a piece of paper is folded and cut as shown below. From the given answer figures indicate how it will appear when opened.

27. Question Figure:



Answer Figures :



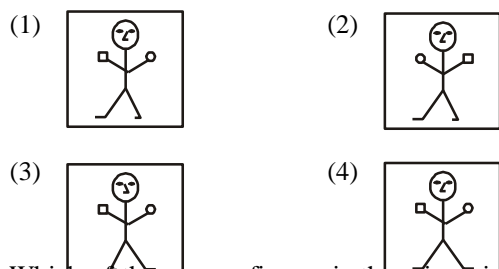
Mirror & Water Images

1. Find out the mirror image of the given figure :

Question Figure :

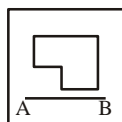


Answer Figures :

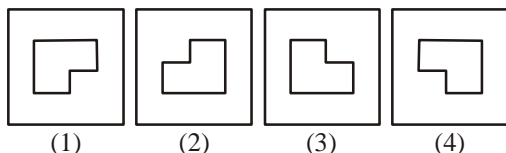


2. Which of the answer figures is the mirror image of the given figure if the mirror is held at AB ?

Question Figure :

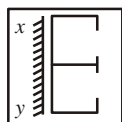


Answer Figures :

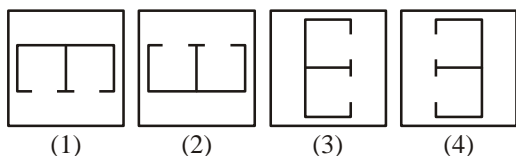


Directions (3-4) : In each of the following questions, if a mirror is placed on the line xy , then which of the right image of the given figure ?

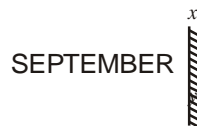
3. **Question Figure :**



Answer Figures :



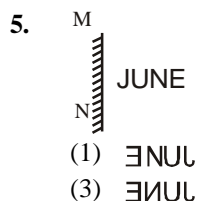
4. **Question Figure :**




Answer Figures :

- (1) REPTETBES (2) SEPTETBES
(3) SEPTETBES (4) SEPTETBES

Directions (5-6) : In each of the following question, if a mirror is placed on the line MN, then which of the word is the right image of the given word ?



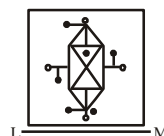
- (1) ENUJ (2) JUNE
(3) ENUJ (4) JUNE



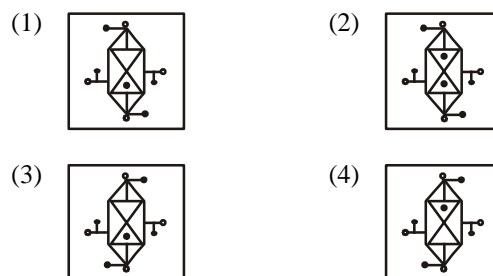
- (1) RETAW (2) RETAW
(3) RETAW (4) RETAW

7. If the mirror is placed on the line LM, then which of the answer figures is the right image of the given question figure ?

Question Figure :



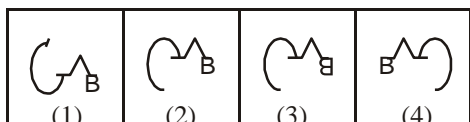
Answer Figures :



Question Figure :

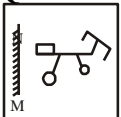


Answer Figures :

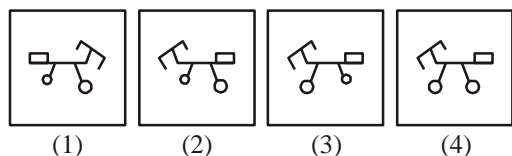


Directions (9) : If a mirror is placed on the line MN, then which is placed on the line MN, then which of the answer figures is the correct image of the given question figure?

9. **Question Figure :**



Answer Figures :

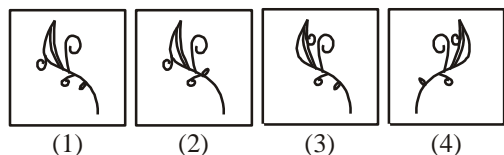


Directions (10): If a mirror is placed on the line MN, then which of the answer figures is the right image, of the given figure?

10. **Question Figure :**




Answer Figures :



Directions (11) : If a mirror is placed on the line MN, then which of the answer figures is the correct image of the given question figure ?

11. **Question Figure :**




Directions (12) : If a mirror is placed on the line MN, then which of the answer figures is the correct image of the given Figure ?

12. **Question Figure :**

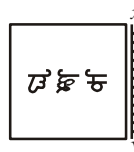


Answer Figures :

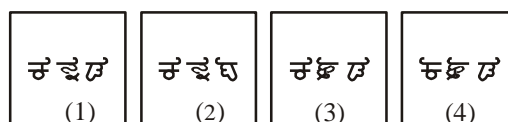


Directions (13) : Which of the answer figures is exactly the mirror image of the given figure when mirror is held as shown?

13. **Question Figure :**



Answer Figures :

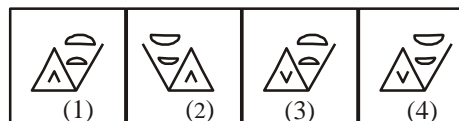


Directions (14) : In the following question, which of the answer figures is exactly the mirror image of the question figure when the mirror is held at XY ?

14. **Question Figure :**



Answer Figures :

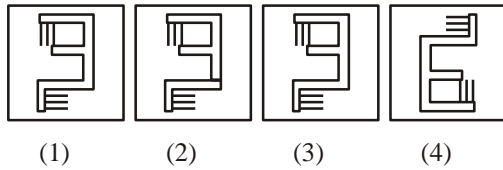


Directions (15) : Which answer figure is the exact mirror image of the given question figure when the mirror is held from the right at PQ ?

15. Question Figure :



Answer Figures :

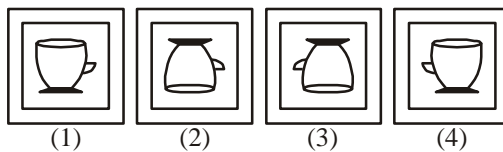


16. Which of the answer figures is exactly the mirror image of the given figure when the mirror is held at MN?

Question Figure :

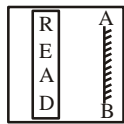


Answer Figures :

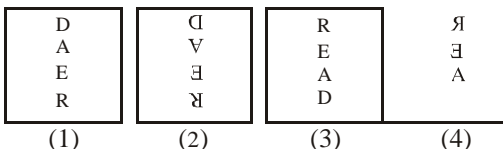


17. Which of the answer figure is exactly the mirror image of the given figure, when the mirror is held on the line A B?

Question Figure :

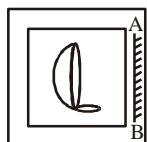


Answer Figures :

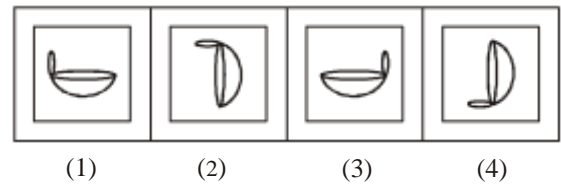


18. Which of the answer figure is exactly the mirror image of the given figure, when the mirror is held on the line A B?

Question Figure :

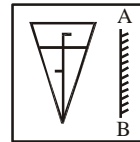


Answer Figures :

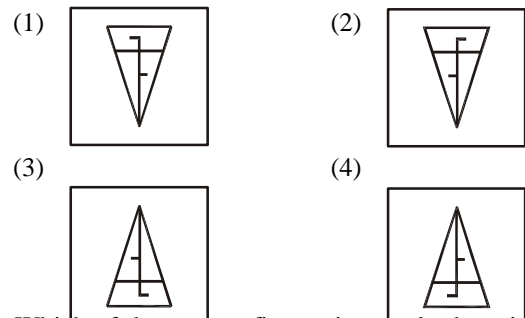


19a. Which of the answer figure is exactly the mirror image of the given figure, when the mirror is held on the line AB?

Question Figure :



Answer Figure :

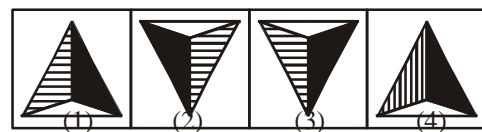


19. Which of the answer figures is exactly the mirror image of the given figure, when the mirror is held on the line MN?

Question Figure :

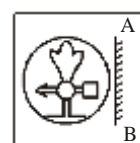


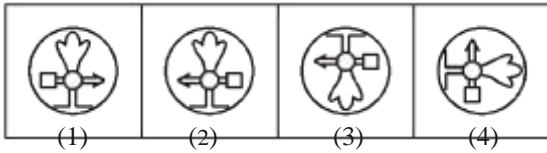
Answer Figures :



20. Which of the answer figures is exactly the mirror image of the question figure, when the mirror is held on the line AB?

Question Figure :



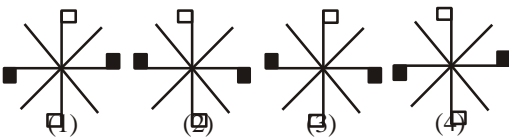


21. Choose the correct water image of the figure from responses given below ?

Question Figure :

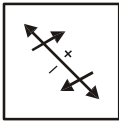


Answer Figures :




22. Choose the correct image of the figure when seen in water from the responses given below :

Question Figure :



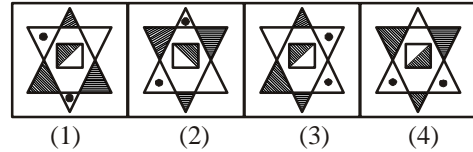
Answer Figures :



23. Choose the correct water image of the question figure out of four answer figures given :

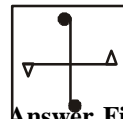


Answer Figures :

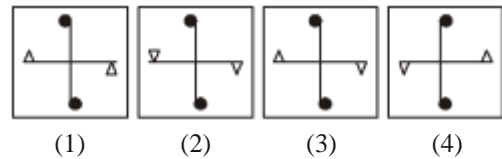


24. Choose the correct water-image of the figure from responses given below :

Question Figure :



Answer Figures :

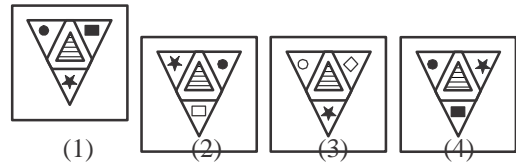


25. Choose the correct water image of the question figure out of the four answer figures given :

Question Figure :



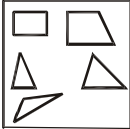
Answer Figures :



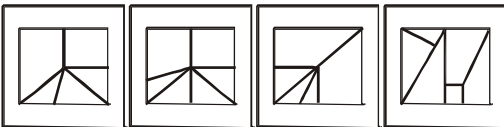
Paper Cutting & Folding

1. Among the four answer figures, which figure can be formed from the cutpieces given below in the question figure?

Question Figure :



Answer Figures :



(1) (2) (3) (4)

- Directions (2) :** In this question, among the four answer figures, which figure can be formed from the cutpieces given below in the question figure.

2. **Question Figure :**



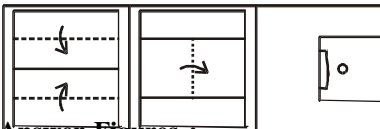
Answer Figures :



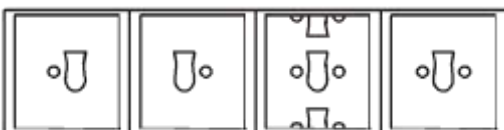
(1) (2) (3) (4)

- Directions (3) :** A piece of paper is folded and cut as shown below in the question figures. From the given answer figures, indicate how it will appear when opened.

3. **Question Figure :**



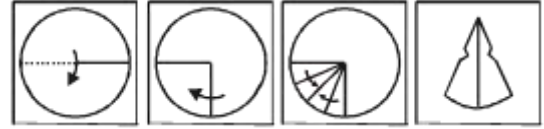
Answer Figures :



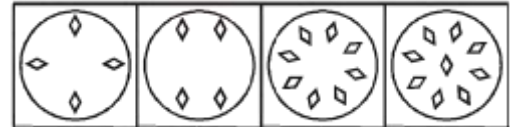
(1) (2) (3) (4)

- Directions (4) :** A piece of paper is folded and cut as shown below in the question figures. From the given answer figures, indicate how it will appear when opened.

4. **Question Figure :**



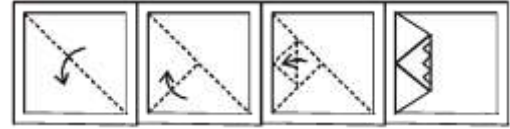
Answer Figures :



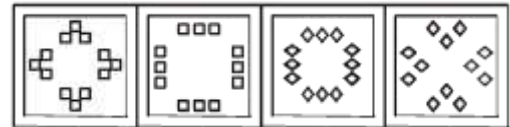
(1) (2) (3) (4)

- Directions (5) :** A piece of paper is folded and cut as shown below in the question figures. From the given answer figures, indicates how it will appear when opened.

5. **Question Figure :**



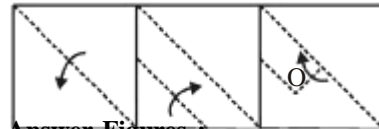
Answer Figures :



(1) (2) (3) (4)

- Directions (6) :** A piece of paper is folded and cut as shown below in the question figures. From the given answer figures, indicates how it will appear when opened.

6. **Question Figure :**




Answer Figures :



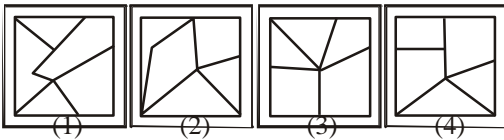
(1) (2) (3) (4)

7. Among the four answer figures, which one can be formed from the cut out pieces given below in the question figure?

Question Figure :

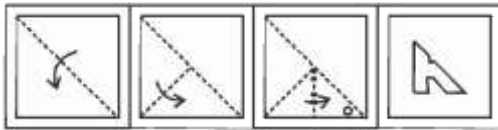


Answer Figures :

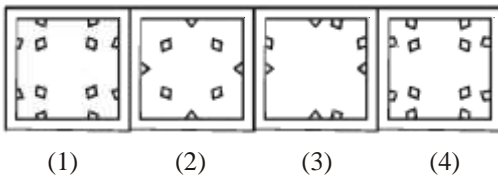


8. A piece of paper is folded and punched cut as shown below in the question figures. From the given answer figures indicate how it will appear when opened.

Question Figure :

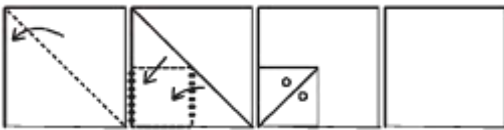


Answer Figures :

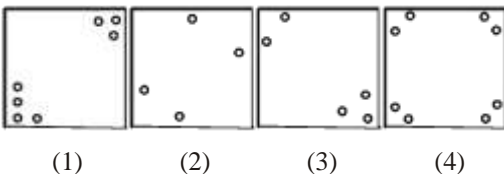


9. A piece of paper is folded and a cut is made as shown below. From the given responses indicate how it will appear when opened.

Problem Figure :

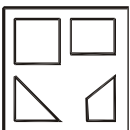


Answer Figures :

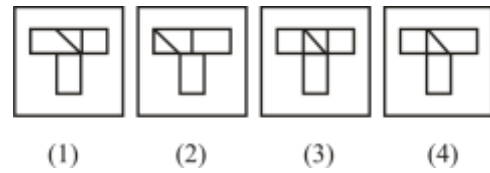


Directions (10) : In the following question, among the four answer figure which one can be formed from the cut out pieces given below?

10. Problem Figure :

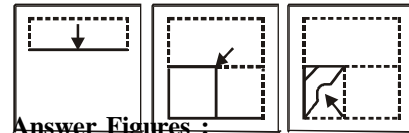


Answer Figures :

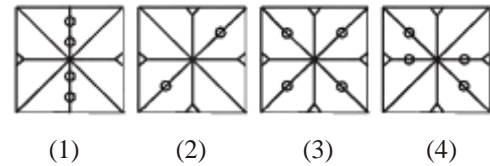


Directions (11) : In the following question a piece of paper is folded and punched as shown below in the question figures. From the given answer figures, indicate how it will appear when opened?

11. Question Figure :

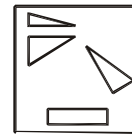


Answer Figures :

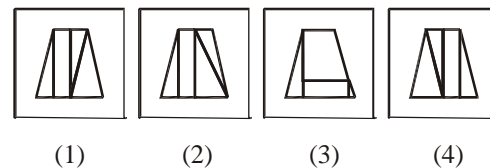


12. Among the four answer figures, which one can be formed from the cut out pieces given below in the question figure?

Question Figure :



Answer Figures :

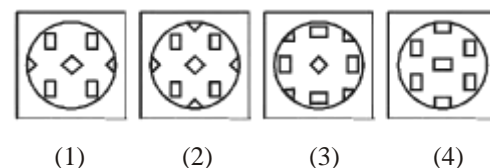


13. A piece of paper is folded and punched as shown below. From the given responses indicate how it will appear when opened.

Question Figure :



Answer Figures :



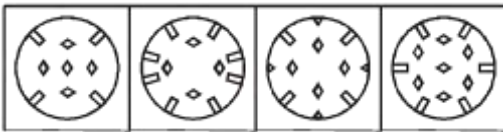
14. A piece of paper is folded and punched as shown below.

From the given responses indicate how it will appear when opened.

Question Figure :



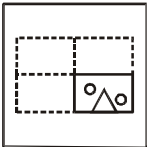
Answer Figures :



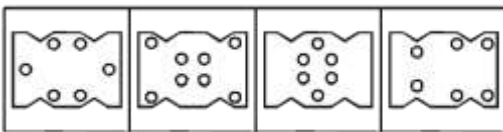
(1) (2) (3) (4)

15. A piece of paper is folded and punched as shown below. From the given responses, indicate how it will appear when opened.

Question Figure :



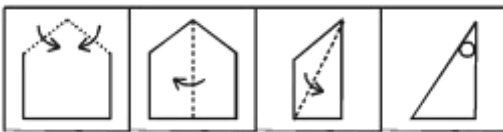
Answer Figures :



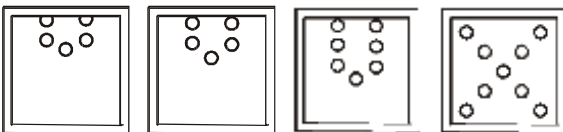
(1) (2) (3) (4)

Directions (16) : In the following questions, a piece of paper is folded and punched as shown below. How will it appear when unfolded?

16. **Question Figure :**



Answer Figures :

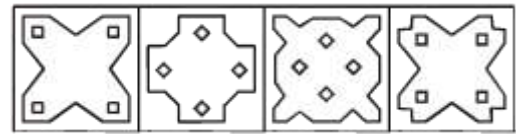


Directions (17-18): In the following questions, a piece of paper is folded and cut as shown below. From the given answer figures indicate how it will appear when opened.

17. **Question Figure :**

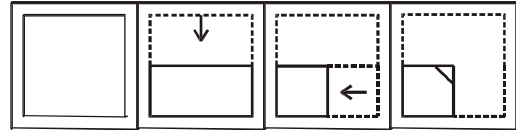


Answer Figures :

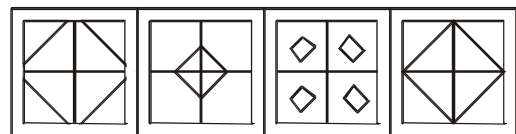


(1) (2) (3) (4)

18. **Question Figure :**



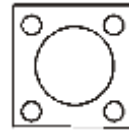
Answer Figures :



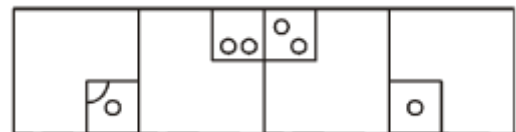
(1) (2) (3) (4)

19. A square paper is folded in a particular manner and punches are made. When unfolded the paper appears as given below. Find out the manner in which the paper was folded and punches were made.

Question Figure :



Answer Figures :



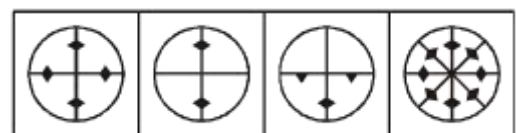
(1) (2) (3) (4)

Directions (20) : Find out from the given answer figures how would the paper appear after folding, punching and reopening?

20. **Question Figure :**



Answer Figures :

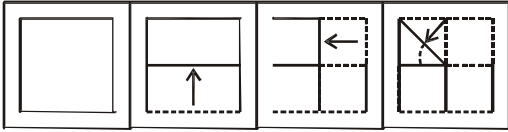


(1) (2) (3) (4)

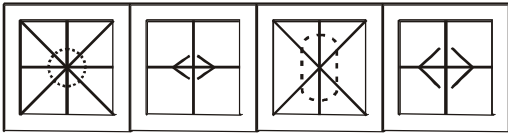
21. A paper is folded as shown in the given figures and a cut is made. When opened how will it appear? Choose from

the given responses.

Question Figure :



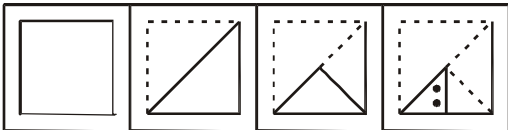
Answer Figures :



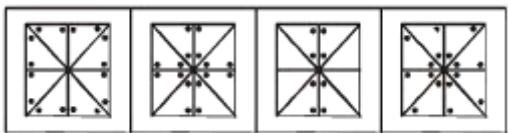
(1) (2) (3) (4)

Directions (22) : A paper is folded as shown in the given figures and two holes are made. When opened how will it appear ? Choose from the given responses.

22. Question Figure :



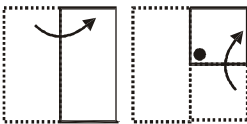
Answer Figures :



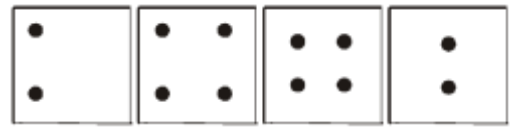
(1) (2) (3) (4)

Directions (4) : A paper is folded as shown in the given figures and a hole is made. When opened how will it appear. Choose from the given responses.

23. Question Figure :



Answer Figures :



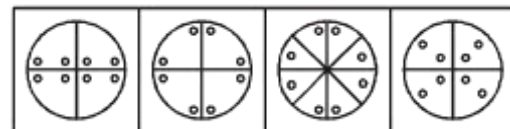
(1) (2) (3) (4)

24. A circular paper is folded and punched as shown below, How will it appear when opened?

Question Figure :



Answer Figures :



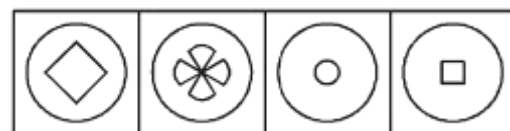
(1) (2) (3) (4)

25. A piece of circular paper is folded and cut as shown below. How will it appear when opened? Select your response from answer figures.

Question Figure :



Answer Figures :



(1) (2) (3) (4)